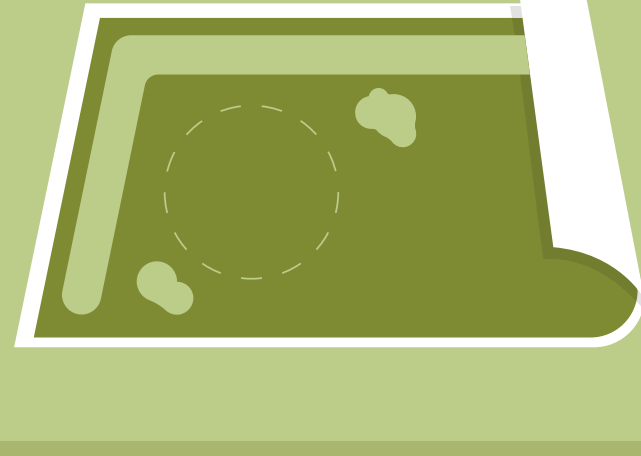


HOW TO BUY A YURT

- A BEGINNER'S GUIDE

Eco-friendly and affordable yurts offer a level of flexibility other structures lack. Yet people often aren't sure where to start. Here's what you need to know about buying a yurt at Pacific Yurts:

MAKE SURE YOU HAVE A PLACE FOR A YURT

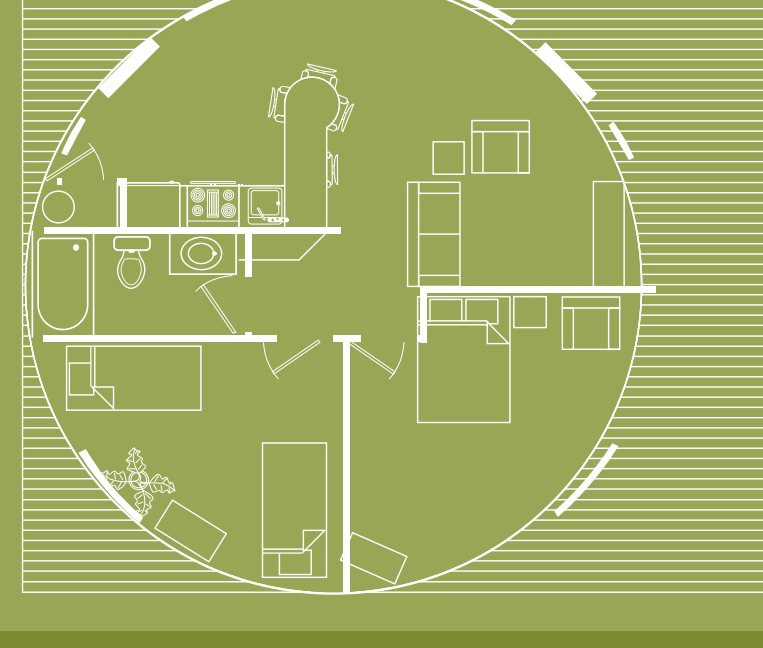



You may already own some property or plan to purchase or lease land for the yurt.



Check on local codes or regulations to be sure you won't run into problems with your plans further into the project.

DECIDE WHAT SIZE YURT FITS YOUR NEEDS



Make sure the space you plan to install the yurt is large enough for the size of yurt you want along with any exterior decking.

UTILIZE THE YURT BUILDER 3D AND OUR SALES TEAM

This is a great way to choose the features that fit your needs and confirm them with our sales representatives.



You can also ensure that the windows and doors are placed where you want them.

PLACE YOUR ORDER FOR YOUR CUSTOM YURT


Keep in mind...



our current production time




transit time (if shipping)



and when you want the yurt to be installed

PLAN FOR YOUR PLATFORM



Decide if you will be building the platform or hiring it out.

- ✓ Will the platform be insulated?
- ✓ Plan your footing size and depth.
- ✓ Will there be an exterior deck, and how big will that be?
- ✓ Price out the platform and exterior deck materials

Planning for the platform to be completed just prior to the yurt arriving on site will minimize weather exposure of the platform and ensure that you won't have to store the yurt while the platform is completed.



DECIDE ON UTILITIES



If your yurt will utilize conventional electrical service or plumbing you will need to plan for getting these utilities to the yurt platform.



You may need to consult a local contractor for this.

PLAN FOR THE YURT INSTALLATION

Decide if you will be installing the yurt or hiring it out.



Read through the Set Up Manual and make a list of any questions about the process so that you can call or email our customer service reps for clarity.

You will receive a copy of the manual with your order confirmation paperwork.

DESIGN YOUR INTERIOR

If your interior design includes partition walls, plumbing or electrical wiring, these things will need to be taken into consideration.



Working with a local contractor may be helpful with this.



For more yurt design ideas, visit our website to get inspired or contact our team of experts to create the yurt of your dreams!



www.yurts.com

For more detailed information, visit www.yurts.com

Infographic designed by Mad Fish Digital

© 2017 Pacific Yurts Inc.